



INSTRUCTIONS

Agenda

- 29th April : Registration, activity choice and payment deadline
- 5th to 10th May : Email reception with awarded activities
- 11th and 12th May : Remaining activities market
- From the 15th June : Passport reception by post

Go to <http://passeportvacances.ch> and click on the menu « Inscriptions ».

You will find:

1. Program
2. Instructions
3. General Conditions
4. Charter

As well as the Button « Je m'inscris » (I register)

Welcome to Groopie.

1. Authentification

Enter the requested information.

- **Attention! Keep the login and password you choose at this point. They will allow you to access your account and the remaining activities market.**
- Enter your email address and not your child's.
- In the field "telephone d'urgence" enter the mobile number of **a person we can reach during the activities of the child.**

Passeport Vacances de Vevey & environs 2019

Nouveau compte de participant

prénom

nom

nom d'utilisateur

mot de passe

confirmer

e-mail

Année de naissance

Adresse (rue et numéro)

Commune

autre

Téléphone d'urgence 1

Téléphone d'urgence 2

Retour seul après activité

ouvrir un compte

Suite

Groopie 9.8.1-199 - Copyright © 2002-2019 Web4Nuts - protection des données

- Once you have entered your personal data, you will be redirected to our website www.passeportvacances.ch.

- In your mailbox, you have received an email from Groopple: validate your account by clicking on the link.

Attention : Check your spam if you can't find the email in your mailbox.

-----Message d'origine-----

De : Groopple mailer - DO NOT REPLY <noreply@groopple.ch> De la part de Groopple

Envoyé : mardi 20 mars 2018 16:24

À :

Objet : Validation du compte prénom

Aux parents de Prénom Nom

Bonjour,

Cet e-mail vous est envoyé car vous venez de créer un compte à l'événement Passeport Vacances de Vevey & environs 2018 en utilisant cette adresse.

Veillez cliquer sur le lien ci-dessous pour confirmer votre adresse e-mail et activer votre compte

<https://app.groopple.me:443/user/signup.htm?event=f6wRqJxcrmMysfrXj4NFrr6Olv0J1I0B&p=confirm&signupKey=MZLoQlrRvgt6mTAZRppEvYqVVsXdads>

afin de pouvoir continuer votre inscription.

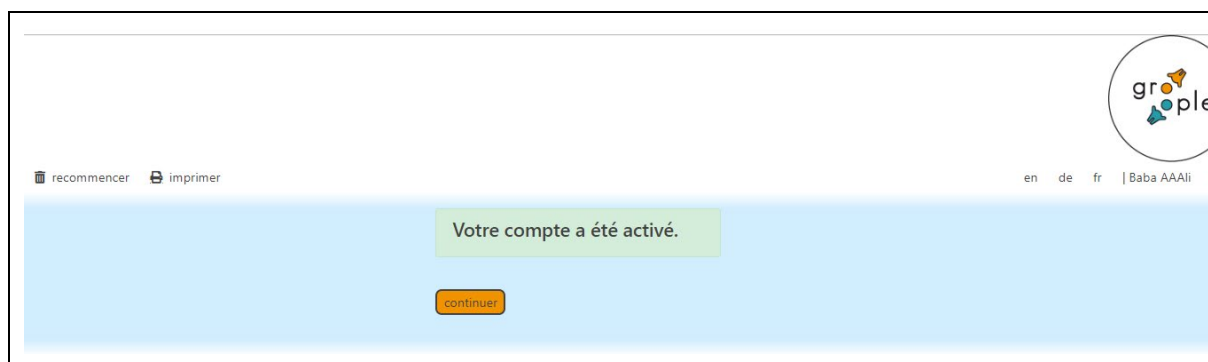
Si vous n'avez pas encore lu notre marche à suivre (en lien sur la page d'accueil de notre site internet), nous vous recommandons vivement de le faire avant de poursuivre.

Au cas où vous n'aviez pas l'intention de vous enregistrer, veuillez nous le faire savoir à info@passeportvacances.ch

GMID-b4135362-fb99-4ae7-962b-6cb0c7c9e91d

2. Connect

By clicking on the link, you will validate your account and go to this page.

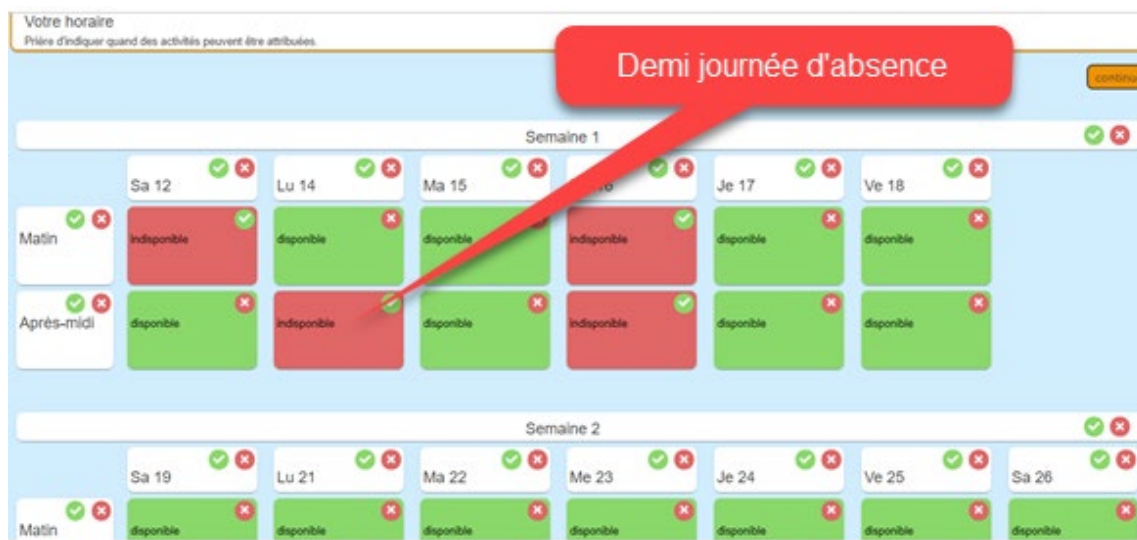


Click on « Continuer ».

3. Availability

Select your availability and click "Continuer".

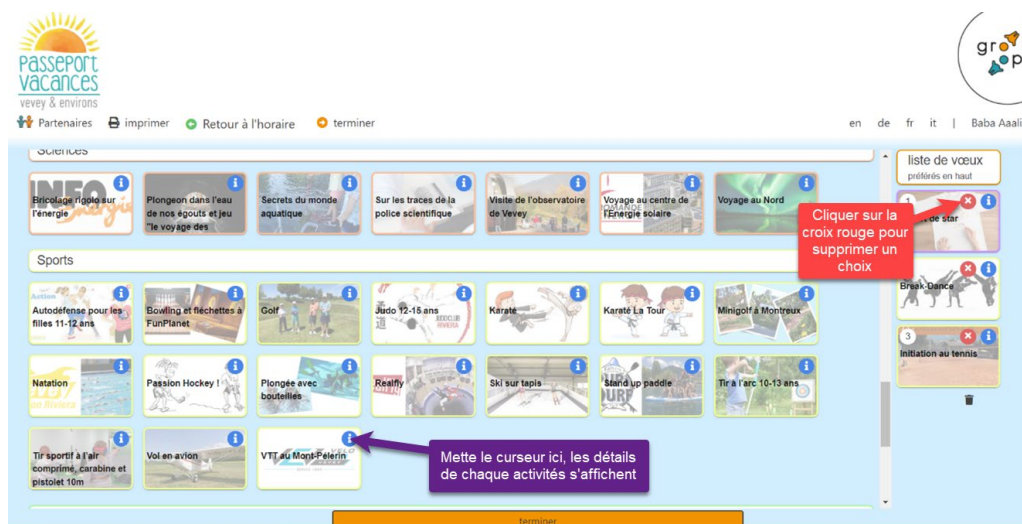
- Green = available Red = absent
- Week 1 : from July 4 to 9 Week 2: from July 11 to 15
- Week 3 : from August 8 to 13 Week 4 : from August 15 to 19



Click on « Continuer ».

4. Choice

- Choose your activities according to your preferences, minimum 3 activities
1st choice = 1st priority, 2nd choice = 2nd priority,...



Your choices will appear on the right side of the screen.

Attention : At this point, you can click on the “Recommencer” button and modify your availability and choice of activities.

5. Form

Some activities may require additional information. Please complete as requested or continue. Click on « ajouter cette activité à ma liste de vœux ».

6. Validation of activities

Your child's registration is validated when you click on « Terminer ».

At this point, you can click on the “Retour” button and modify your availability and choice of activities.

Attention: No modifications are possible after this step.

You receive a confirmation email.

7. Validation of registration

To validate your registration, you must :

- Complete the registration in due form.
- Make payment for the chosen passport (frs 50.00 respectively 100.00).

The deadline for validating registration and payment is April 29.